

## User Manual

RY-LM01

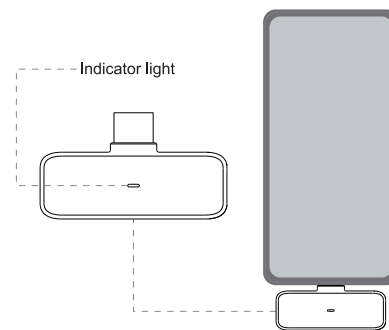


# LAVALIER MICROPHONE

## Getting Started

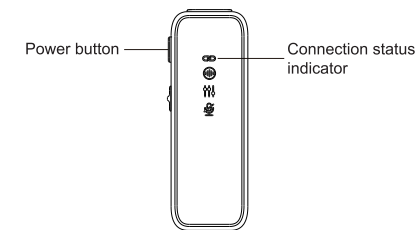
### Step 1

Insert the receiver into the phone.  
\*Ensure the indicator light is facing up.



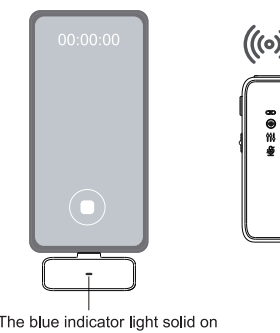
### Step 2

Press the power button of the transmitter for 3s. The blue light is flashing when pairing with the receiver, and the blue light is solid on when connected.



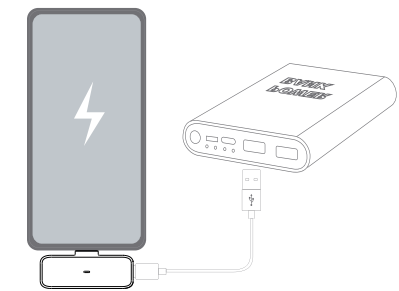
### Step 3

To use the wireless microphone to record, turn on the phone camera, live streaming App or other Apps.



### Note

Charge your phone through the receiver's port.  
\*Receiver doesn't need charging.  
\*The receiver's charging port type is the same as the receiver (Lightning or Type-C).



## Warranty&Service

This product is covered with Rythflo product and labor warranty for 12 months from the date of its original purchase.

Any questions welcome to contact us:

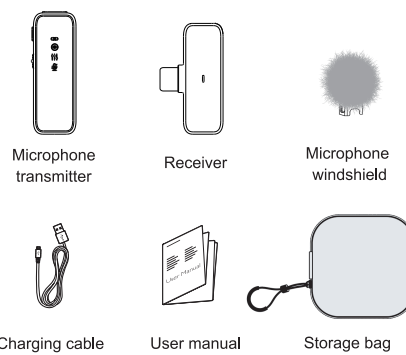
[support@rythflo.com](mailto:support@rythflo.com)

Extend 2-year warranty:

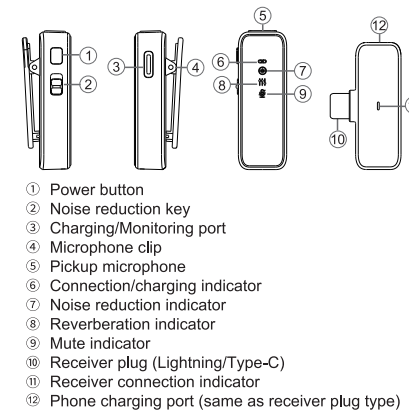
[www.warranty-hub.com](http://www.warranty-hub.com)



## Components List



## Product Diagram



## Operation & Indicator

### Transmitter

Status	Button	Operation	Indicator
Power on		Press for 3s	∞ Blue flashing
Power off		Press for 3s	/
Pairing	Power Button	/	∞ Blue flashing
Connected		/	∞ Solid blue
Reverberation		Single click	⏏ Solid blue
Mute		Double click	⏏ Solid blue
Noise reduction	Noise reduction key	Slide down the key	⊕ Solid blue
Low battery	/	/	∞ Red flashing
Charging	/	/	∞ Solid green
Fully charged	/	/	Lights off

### Receiver

Status	Button	Operation	Indicator
Pairing (Plugged to the phone)	/	/	Blue flashing
Connected	/	/	Solid Blue

## FCC Compliance

This device complies with Part 15 of the FCC Rules. Operation is subject to the following two conditions:  
(1) This device may not cause harmful interference.  
(2) This device must withstand any interference received, including interference that may cause undesired operation.



## Manufacturer

Shenzhen Hanke Technology Co.,Ltd  
Meipeng SKY311, No.3 Hebei Industrial Zone, Zhongxing Road, Ma'antang Community, Bantian Street, Longgang District, Shenzhen, Guangdong, China, 518000